

A close-up photograph of a bartender's hands garnishing a drink. The bartender is using a metal zester to grate citrus zest into a coupe glass filled with a golden, frothy beverage. The scene is lit with warm, dramatic lighting, highlighting the texture of the foam and the fine particles of zest falling into the glass. In the foreground, a small white ceramic cup sits on the left, and a large, frosty metal shaker is on the right. The background is dark and out of focus.


BROOD[®]

DRNX BY BROOD

DRNX SLM

PERFECT POUR
READY-TO-DRINK

Recommended for:
High Volume Locations; Cafes, Restaurants, Events



PRODUCT FEATURES:

Advanced Cooling:

Patented machine that flash chills any beverage to a crisp 2°C

Unlimited Nitro:

Proprietary system; no nitrogen tanks required.

Infusion On-Demand:

Switch from Nitro to Still with the press of a button.

Fast Operation:

Pour five drinks per minute, every minute.

Consistent:

Insures a consistently creamy, ice-cold pour for each serving.

Compact:

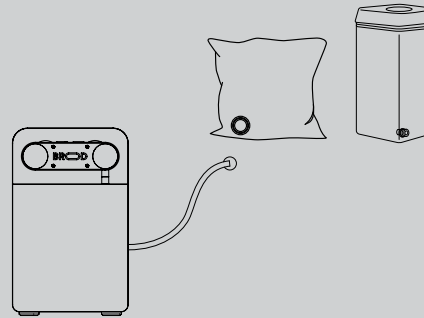
Slides in easily on any countertop.

Quick Installation:

Simply plug it in.

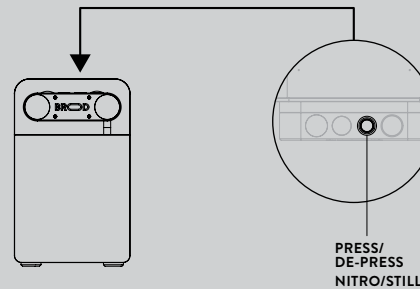
01 CONNECT

DRNX SLM can pour from any container.
Prebatch ingredients in a container of your choice.



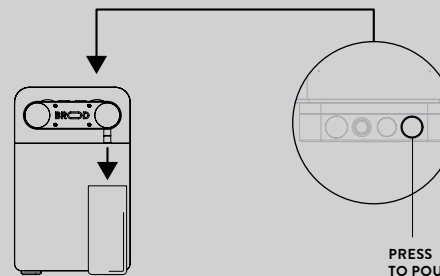
02 CHOOSE NITRO OR STILL

Press the infusion button for the creamy goodness of nitro infusion. De-press the infusion button for a traditional, still cold brew.



03 POUR

After connecting, raise a glass and select nitro or still.
Press the pouring button
Beverage ready for sipping in under 12 seconds.



PRODUCT SPECS

FUNCTION	COLD NITRO & COLD STILL
TAPS	1
POWER SUPPLY	100-120V / 60HZ 200-240V / 50-60HZ
PHASE	SINGLE
AMPS	2.8A
DIMENSIONS (W/H/D)	9.25/14.74/18.25IN
WEIGHT	75LBS
DISPENSING CAPACITY	102 L/HOUR
COFFEE TEMPERATURE AT TAP	36°F (+/- 3°F)
INTERNAL TUBING CAPACITY	20 OZ
OPTIONAL ACCESSORIES	BIB BAGS BIB BOXES 1.5 GAL RESERVOIR 3.5 GAL RESERVOIR
WARRANTY	1 YEAR
PRESSURE AT TAP	34 PSI
INPUT BEVERAGE	READY-TO-DRINK (RTD)
WATER ACCESS	NO
WATER ACCESS INLET	N/A
DRAINAGE	NOT REQUIRED
RATIO RANGE	N/A
DISPENSE OPTIONS	PUSH BUTTON OR, TAP HANDLE

USE WITH

Quick Connect Cold Brew Bag-In-Box, Mocktails or any Container

